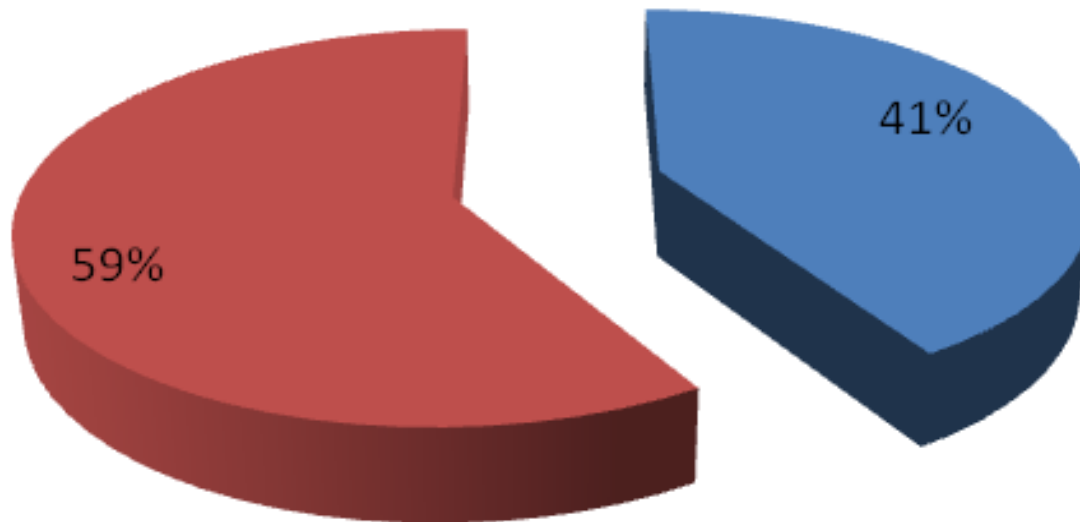


Village Demographics

**62% overall
return rate**

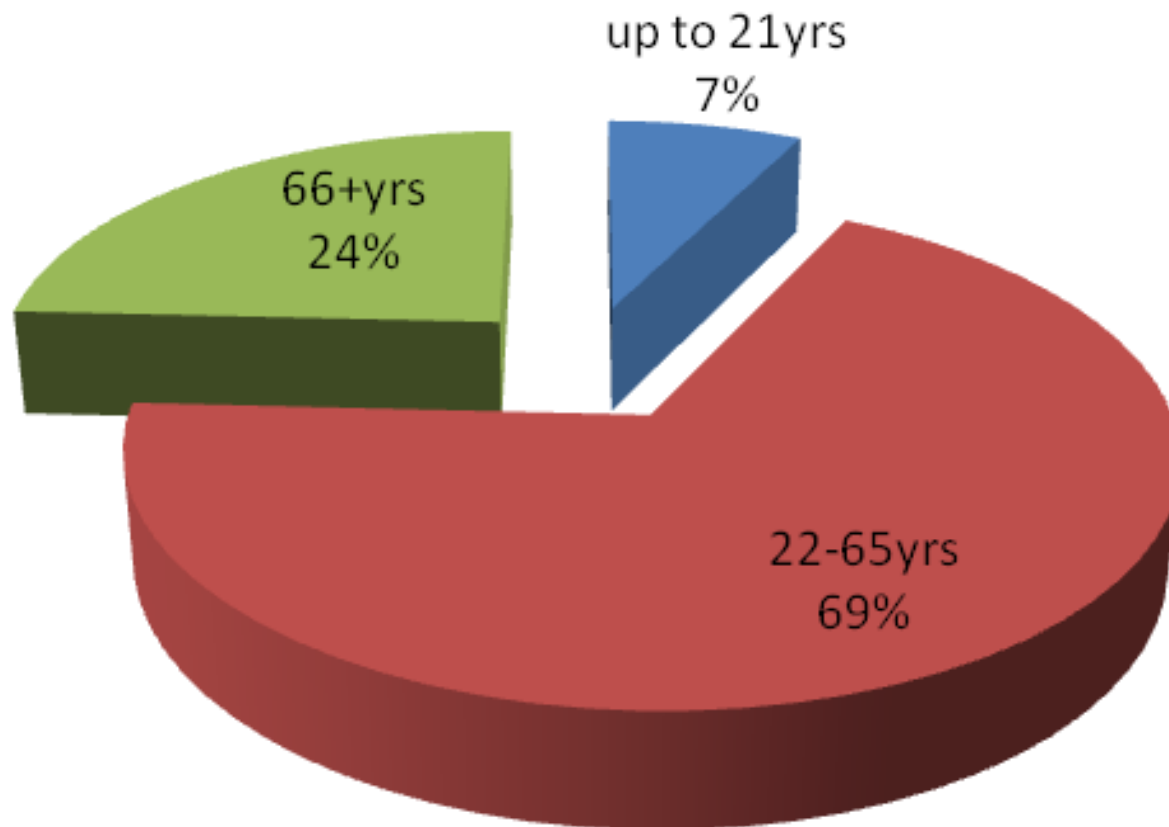
Who answered?

■ Male ■ Female

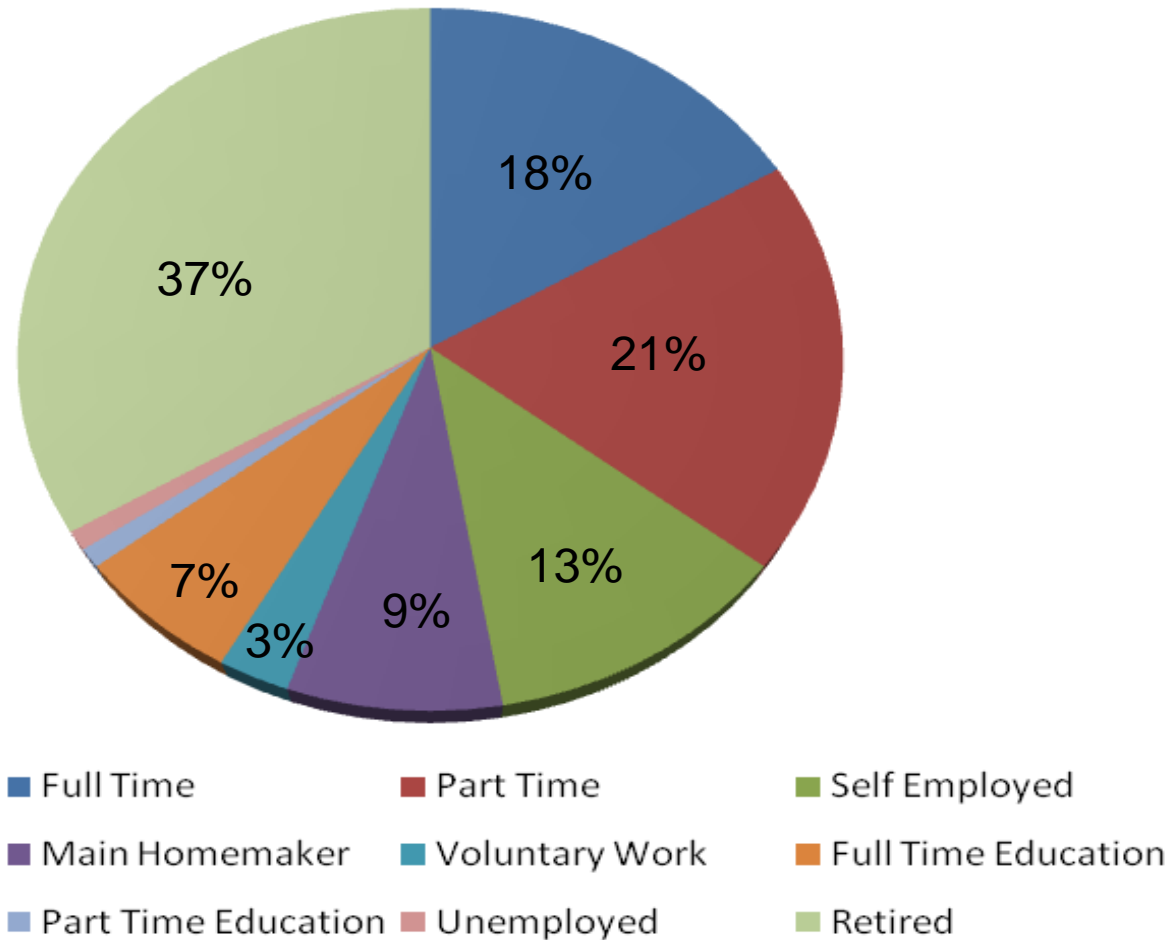


Village Demographics

Age groups of those who answered



Village Demographics












“How often do you use the village’s amenities?”

% response	Weekly	Monthly	3 monthly	6 monthly	Never
Chapel	7	2	7	21	50
Chapel Sunday School Room	0	6	16	21	47
Bus shelter	6	4	6	8	68
Golf course	4	1	4	10	68
Hankelow Cottage	3	9	15	28	30
Village green	39	21	10	13	6
Roadside footpaths	60	12	7	7	8
Recreational footpaths	42	18	4	12	14
Local bus service	10	6	7	12	56
Library van	2	1	0	3	84
Telephone box	0	0	0	3	88

How you rate the facilities we already have

0= never use; 1= very poor; 2= poor; 3= adequate; 4= good; 5= very good.

Chapel	4	
Chapel Sunday School Room	4	
Bus Shelter	4	
Village Green	5	
Roadside Footpaths	3	
Recreational Footpaths	3	
Local Bus Services	3	
Library Van	4	
Telephone Box	4	



Community Spirit

48% of people strongly felt they are part of a community and 44% felt mildly so.
59% of people felt strongly there was a good sense of community and 34% felt mildly so.

Only 5% had been the victim of crime in the last 12 months.

Parish Council.

54% of people felt they understood very well the role of the parish council.
66% of people felt they received just about the right amount of information.

BUT

Only 7% were interested in helping the work of the Parish Council.

Information and Communication



“How often do you read the notice boards?”

Weekly 12%

Monthly 29%

6 monthly 21%

Never 36%



85% of people always read the Hankelow newsletter



52% of people look at the Hankelow website either weekly or monthly.

Leisure and Recreation

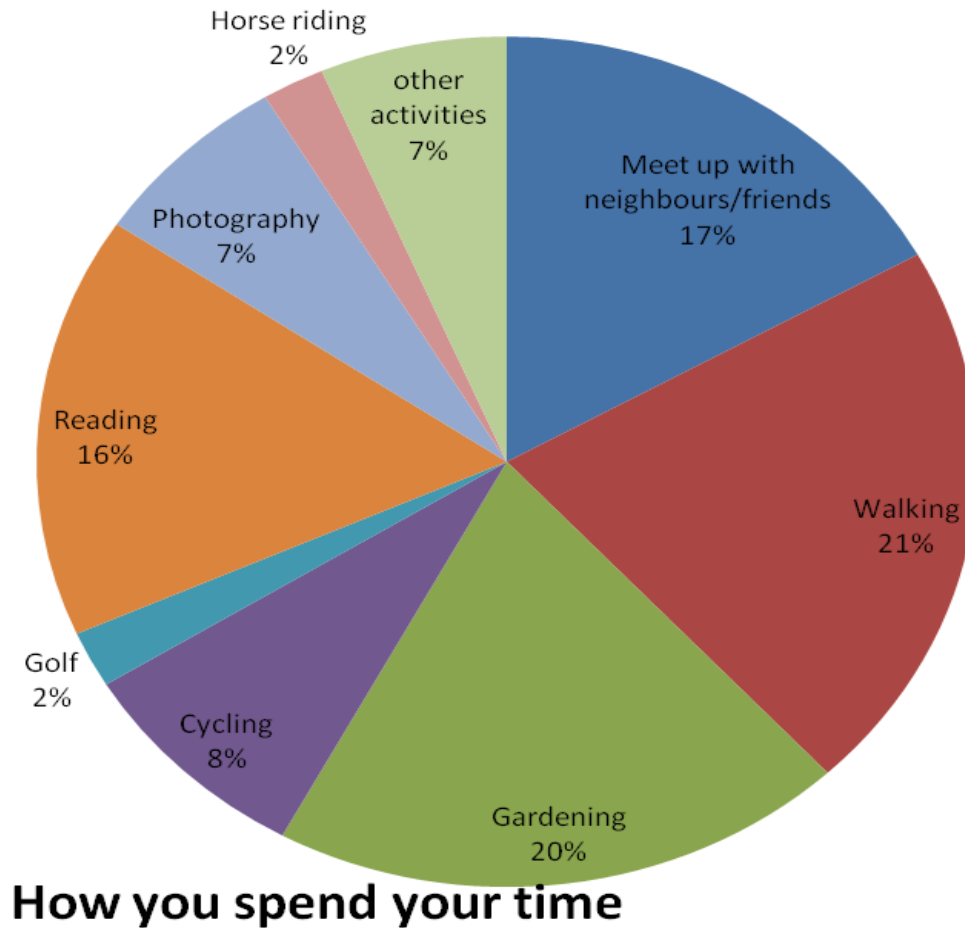


The Hankelow Amenities Group organise events throughout the year.

73% of people said they attended these whenever possible.

28% thought more events should be arranged,
31% disagreed and
35% did not know.

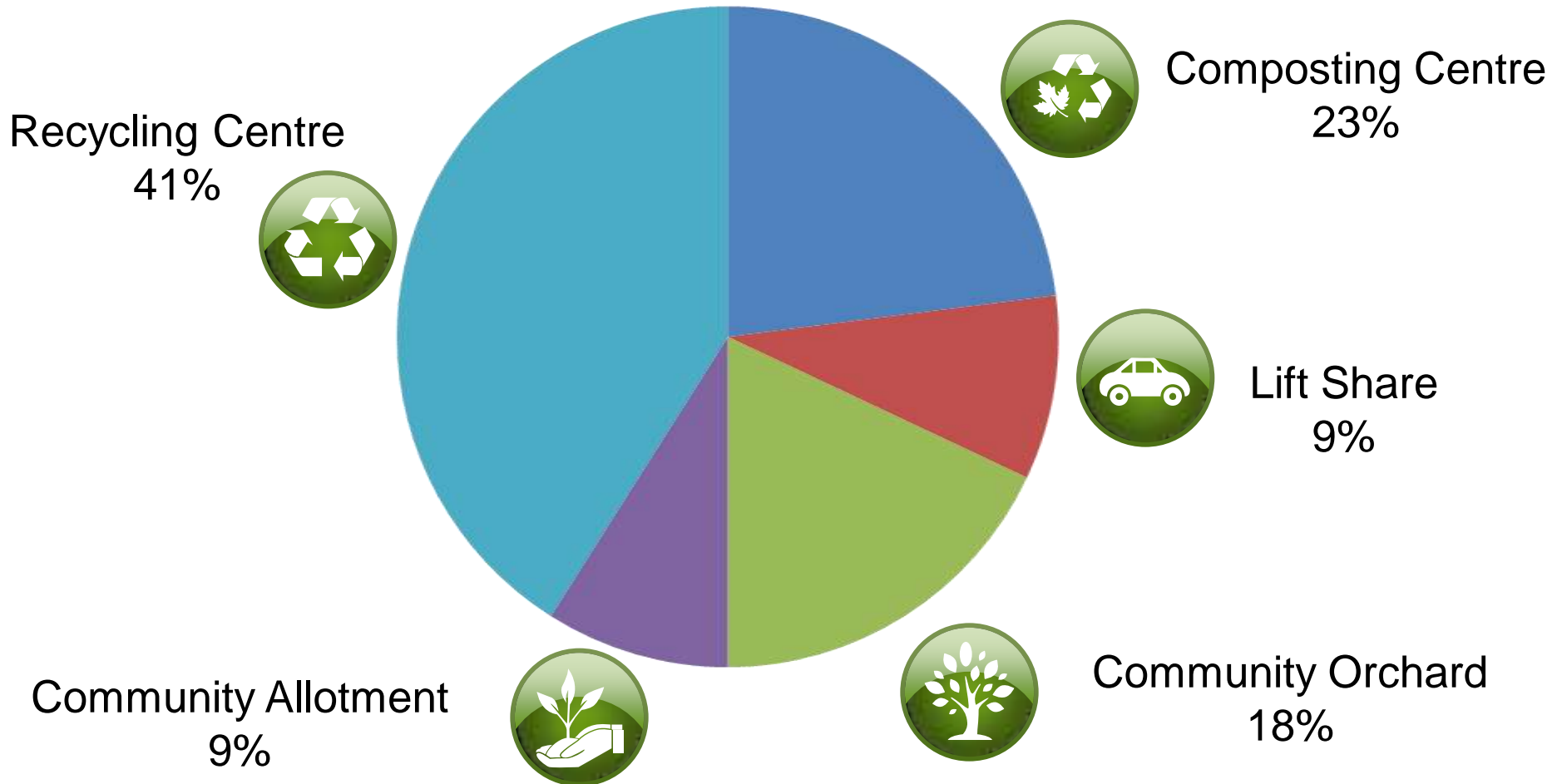
Leisure and Recreation




Other activities included tennis, crafts, keep fit, bird watching, pigeon racing, watching TV, BBQ's, DIY, astronomy, music, jogging, internet and computing, classic cars, working, eating out, visiting pubs, Bridge, cooking, shooting.

Sustainability

We asked you to tell us what you were most likely to use



Transport Issues



94% of people have access to a private vehicle and use it on a regular basis

7% of people use the bus



10% of people use a bicycle/ electric bike or walk



Average commute is **18 miles** but **60%** of people travel less than **15 miles**.

Road Side Issues.

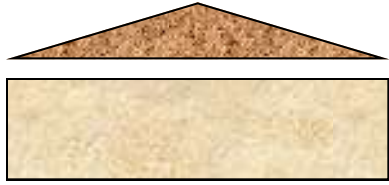
30% would like street lights, 30% would not, 28% had no opinion.

82% of people would like a 30mph speed limit

80% of people would like a mirror and the junction of Longhill Lane and Audlem Road.



New Provisions




Village hall 26%




Cycle paths 33%



Public house 43%



Shop
39%



Playground 21%



Mains Gas 31%



Nature Reserve 43%



Concert 36%

A safe footpath to Audlem 74%



Parish Plan Contents

- Why have a parish plan
- How we got here
- Questionnaire results
- The Way Forward
 - Transport and footpaths
 - Information and communication
 - Leisure and recreation
 - Sustainability
- History of Hankelow
- Population information
- Maps and other information
- Action plan summary
- What happens next?